

WELCOME

LECTURE METHOD

**Ms.V.KOMAIL,M.C.A., M.Ed., SET., NET.,
Assistant Professor,
Dhanalakshmi Srinivasan College of Education
Perambalur 621212.**

Mail ID: mailtokomail@gmail.com

Overview

- ❖ Introduction
- ❖ Lecture –Teaching Strategy
- ❖ Objectives of Lecture method
- ❖ Purpose of Lecture method
- ❖ Components of Lecture method
 - Planning
 - Presenting
 - Evaluation
- ❖ Advantages of Lecture method
- ❖ Disadvantages of Lecture method

INTRODUCTION

The word “**LECTURE**” comes from the

Latin word “**LECTUS**”

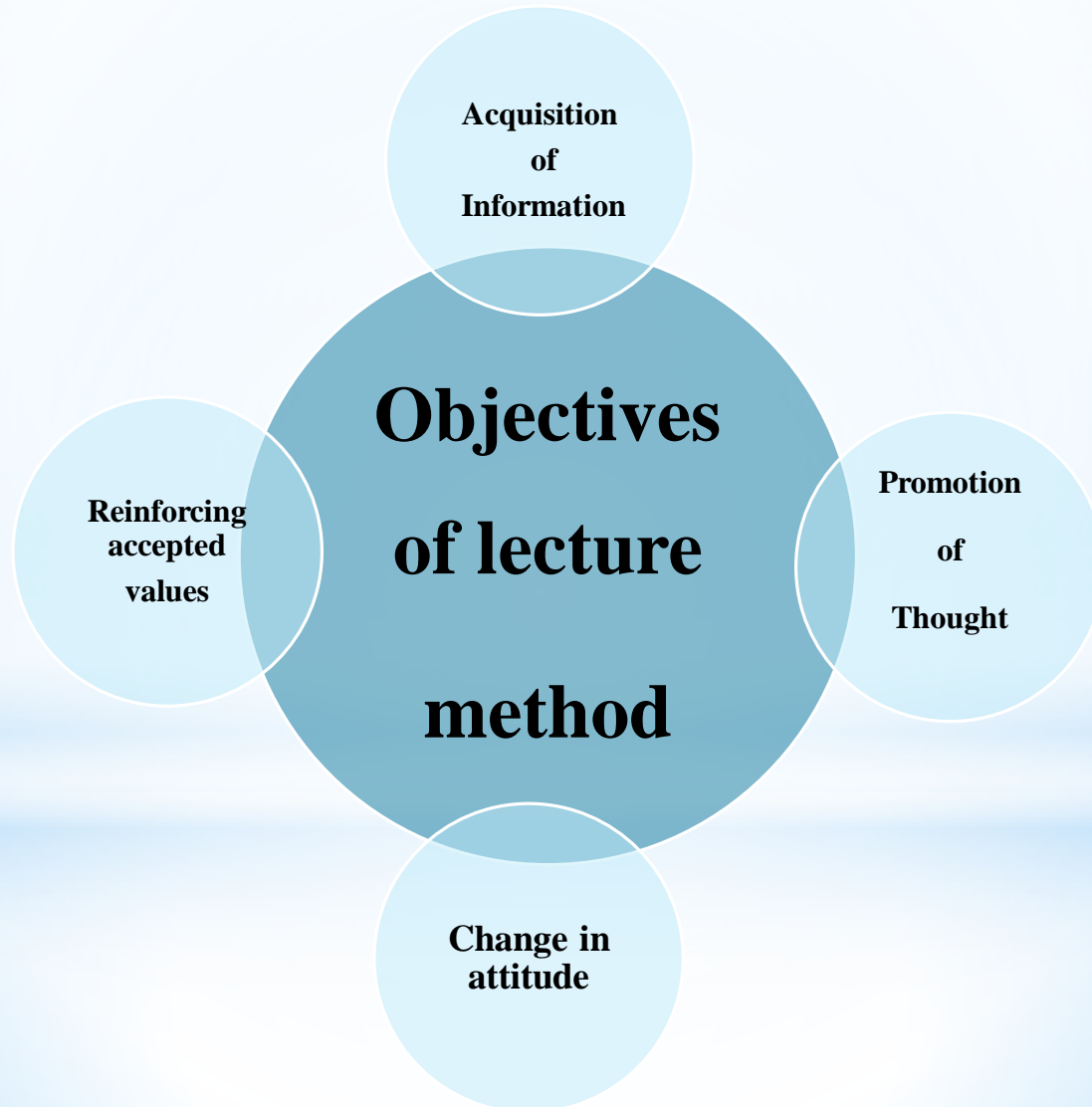
which means “**TO READ**”

From 16th Century onwards the word Lecture was used to describe **ORAL INSTRUCTION** given by a **TEACHER** in front of an **AUDIENCE OF LEARNERS**.

Lecture – Teaching Strategy

- ❖ Teachers are **PRIMARY AUTHORITY FIGURE**.
- ❖ Lecture method is **TEACHER CONTROLLED** and **INFORMATION CENTERED APPROACH**
- ❖ Teacher works as a **ROLE RESOURCE** in classroom instruction.
- ❖ Lecture method is the **OLDEST METHOD** of teaching.
- ❖ Lecture method is based on the **PHILOSOPHY OF IDEALISM**.
- ❖ Teachers are more **ACTIVE** ; Students are **PASSIVE**.
- ❖ Lecture method is **ECONOMICAL** .

Objectives of Lecture Method



Purpose of Lecture Method

Structured Knowledge

- To Provide Structured Knowledge

Habit of Listening & Learning

- To inculcate the habits of Listening & Learning

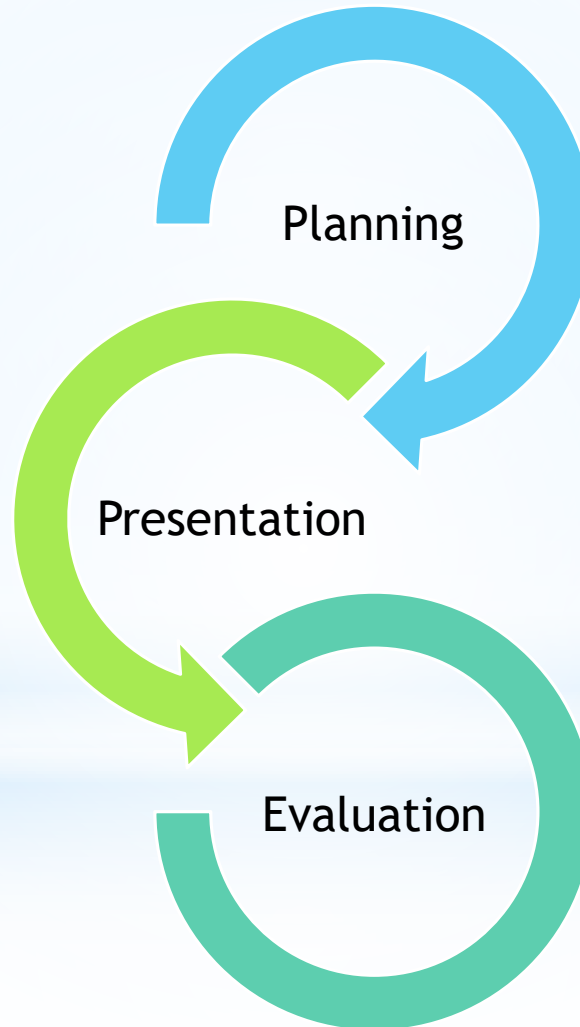
New Content

- To introduce new content in Classroom.

Interest

- To arouse interest within the Students

Components of Lecture Method



Before Planning the Lecture

Before Planning for the lecture, The Teacher must be able to answer four basic questions:



Who

- Who is the **AUDIENCE** ?

What

- What is the **SUBJECT MATTER** ?

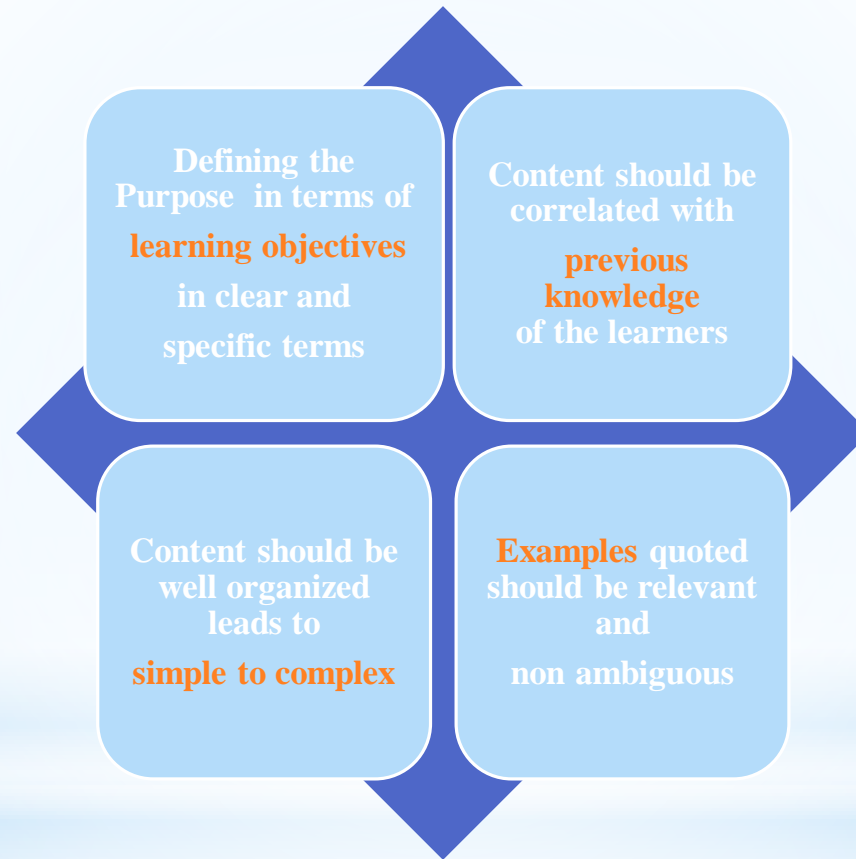
Why

- What is the **PURPOSE** of the Lecture ?

How long

- How much **TIME** required for the Lecture ?

Steps to be followed while Planning



Presentation Focuses on

- ❖ Voice Quality
- ❖ Body Language
- ❖ Time management
- ❖ Speed of delivery
- ❖ Use of Audio Visual Aids
- ❖ Define the new terms & concepts
- ❖ Writing important information on the black board
- ❖ Present relevant examples to explain major ideas
- ❖ Use periodic summarise of the lecture
- ❖ Maintain eye contact
- ❖ Motivate the students to pay attention

Evaluation includes

- ❖ Self assessment of lecture
- ❖ Level of understanding
- ❖ Clarity of the language
- ❖ Aptness of examples
- ❖ Helps to improve future teaching

Advantages of Lecture method

- ❖ **MOST EFFICIENT METHOD** for presenting facts & Ideas in a short time.
- ❖ **SUITABLE METHOD** for introducing the New concept.
- ❖ **CONVENIENT METHOD** for addressing large group.
- ❖ **Developing the HABIT OF CONCENTRATION** among the students.
- ❖ **Presents the subject matter in a SYSTEMATIC WAY.**
- ❖ **Develops good AUDIENCE HABITS.**
- ❖ **ECONOMICAL** with regard to time.
- ❖ **To receive SCATTERED INFORMATION** from the Expert.

Disadvantages of Lecture method

- ❖ It is against **“LEARNING BY DOING”**.
- ❖ This is a **TEACHER-CENTRED METHOD**.
- ❖ Student plays a **PASSIVE ROLE** in this method.
- ❖ **INDIVIDUAL DIFFERENCES** are not taken into consideration

Qualities of Good Lecture

A Good Lecturer must take care of

- ✓ Time Available
- ✓ The Audience
- ✓ Subject matter
- ✓ Posture
- ✓ Apperance
- ✓ Manner
- ✓ Gesture
- ✓ Voice
- ✓ Vocabulary
- ✓ Use of Audio Visual Aids & Black Board

Thank You